

Materials Needed and Fabric Dimensions for a 12" casserolespoon.

1. Coordinating (B): 5" x 2 3/4"



2. Main (A): 5" x 8"



3. Two 10" pieces of coordinating ribbon 1/2" or 3/4" wide and a safety pin to insert ribbon. After you have finished sleeve, I finish the ends of my ribbon with a 1/4" double roll hem and sew. Or you may choose to use Fraycheck.



Materials Needed and Fabric Dimensions for two sizes of Cake Serving Spoons:

1. Plastic Cake Server:

Fabric A: 5" x 6 1/2"

Fabric B: 5" x 2 3/4"

Ribbon: two 10" pieces

2. Regular Cake Server:

Fabric A: 5" x 6 1/2"

Fabric B: 5" x 1 3/8"

Ribbon: two 10" pieces

# BOUTIQUE SERVING SPOON SLEEVE

1. Cut 1 main fabric piece (A), cut 1 coordinating fabric piece (B).



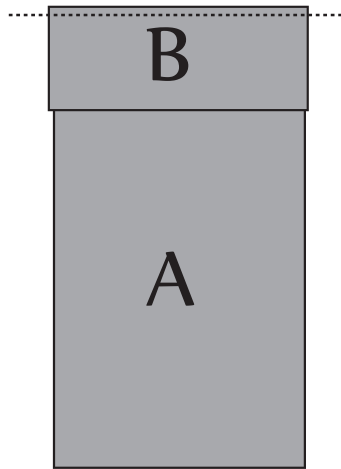
Coordinating Fabric cut 1




Main Fabric cut 1

2. Place fabric A right side down. Place fabric B right side down on top of fabric A.


3. Sew 1/4" seam across top of A and B.




4. Turn over and open up fabric B. Your fabric A be right side up and fabric B will be right side down.




5. Fold over fabric B in half.



6. Fold over fabric B one more time. This fold over will now make fabric B on top of Fabric A.




10. Turn rightside out, slip onto serving spoon, and tie bow!

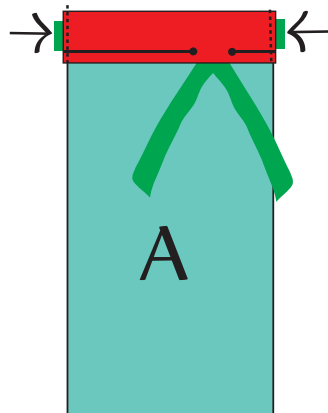


the seam will be on the side making the bow to the other side.

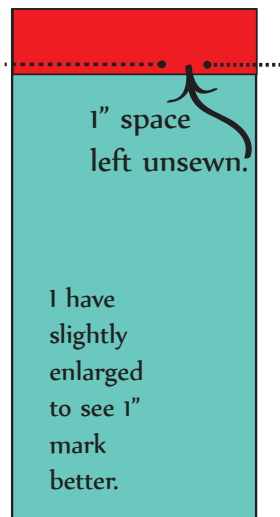
9. Fold in half lengthwise right sides together. Sew 1/4" seam down open side and across bottom.



8. With safety pin, insert one ribbon through left opening of fabric B. Topstitch end in place before pulling through 1" opening. Repeat for other ribbon but inserting through right opening.



7. Mark 1" opening to the right of center. Sew 1/4" seam from one edge to 1" mark. Sew 1/4" seam from other edge to 1" mark. There will now be a 1" opening to the right of center.



1" space left unsewn.

I have slightly enlarged to see 1" mark better.

## IDEAS

Make one for child's cake serving spoon, ice cream scoops, salad servers, casserole spoons